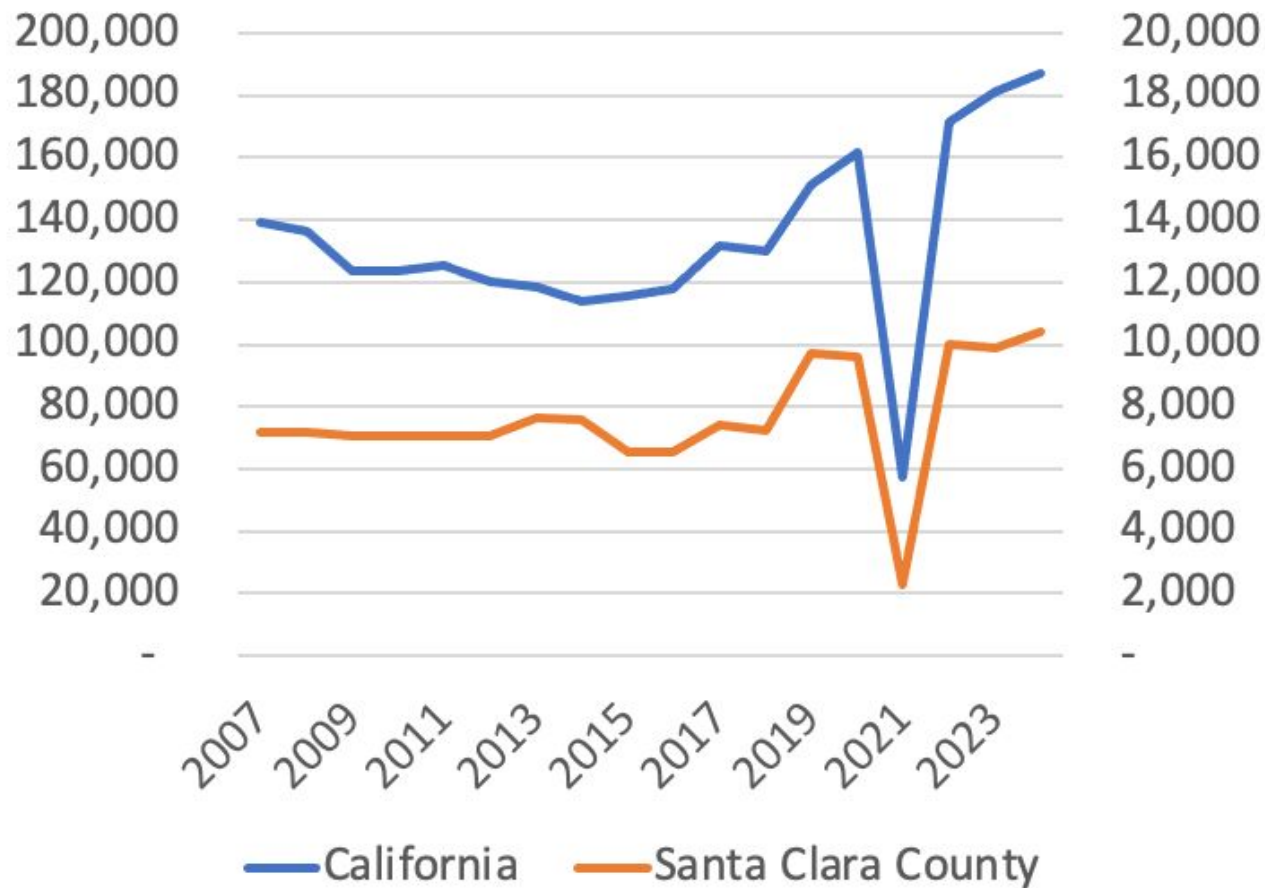


# Unhoused 101

---

Sunnyvale Democratic Club April 18, 2026

# Unhoused population is growing

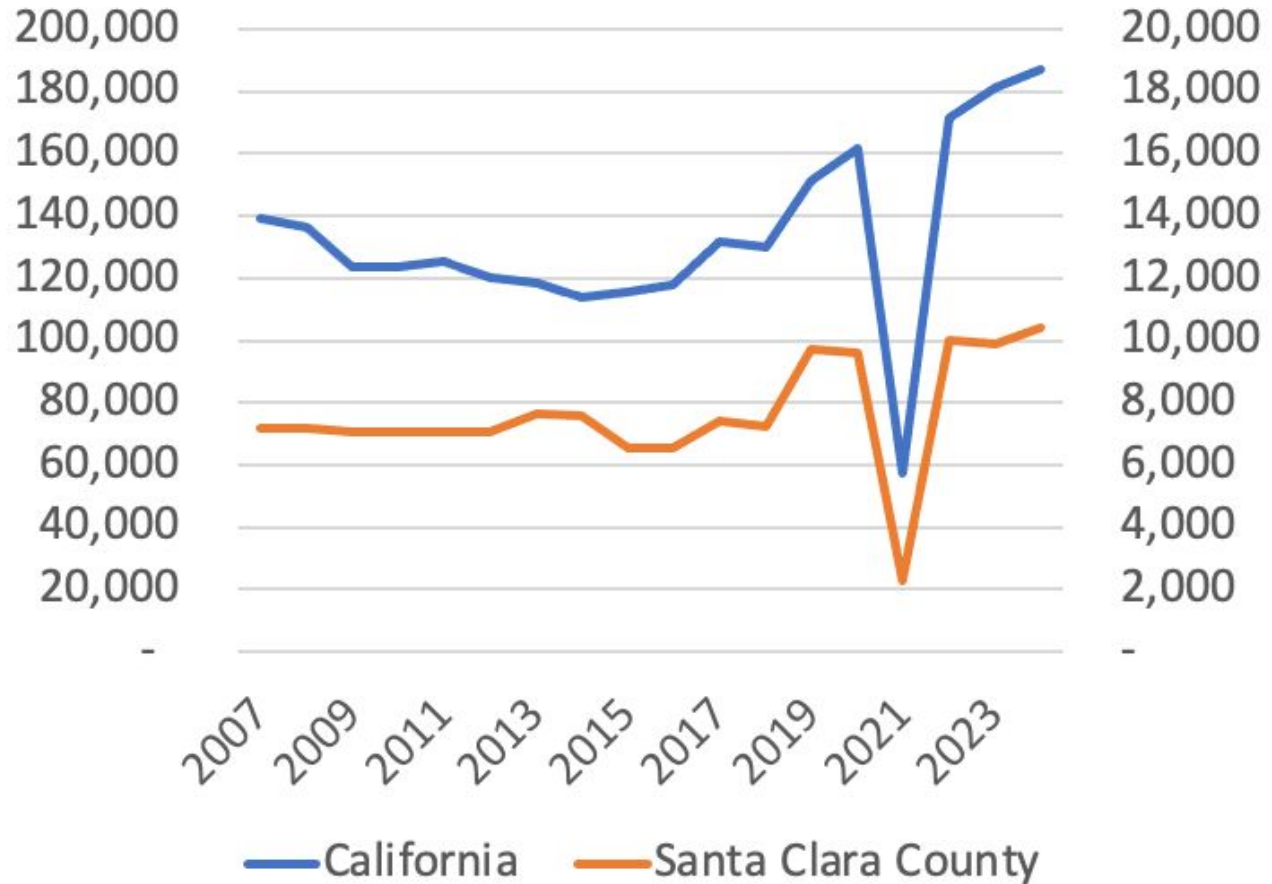


HUD Annual Homelessness Assessment Report 2024 - PIT Estimates of Homelessness in the U.S.

<https://www.huduser.gov/portal/datasets/ahar/2024-ahar-part-1-pit-estimates-of-homelessness-in-the-us.html>

# Unhoused population is growing

**60% increase from  
2015 - 2024**



HUD Annual Homelessness Assessment Report 2024 - PIT Estimates of Homelessness in the U.S.

<https://www.huduser.gov/portal/datasets/ahar/2024-ahar-part-1-pit-estimates-of-homelessness-in-the-us.html>

**Why are there so many  
unhoused**

**Mental Health  
Issues**

**Substance  
Abuse**

# **Why are there so many unhoused**

**Weather**

**Poverty**

**Generosity of  
public assistance**

~~Mental Health  
Issues~~

Housing Prices

~~Substance  
Abuse~~

“median rent level has the dominant  
effect on metro homelessness rates”

~~Weather~~

~~Poverty~~

~~Generosity of  
public assistance~~

Lee, B.A., Price-Spratlen, T. and Kanan, J.W. (2003), *Determinants of Homelessness in Metropolitan Areas*. *Journal of Urban Affairs*, 25: 335-356

Colburn, G., & Aldern, C. P. (2022). *Homelessness Is a Housing Problem: How Structural Factors Explain U.S. Patterns*. University of California Press.

# Sunnyvale 2025

PIT Count - 421 individuals

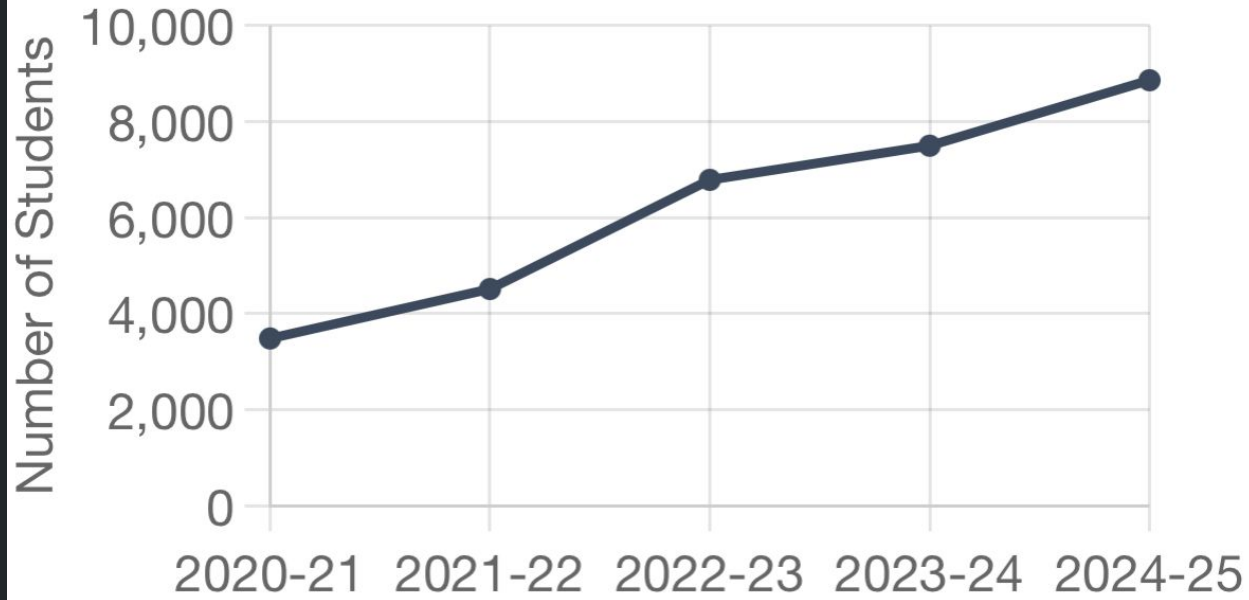
Sunnyvale Community  
Services (SCS) helped over  
700 unhoused Sunnyvale  
clients

---

# Unhoused K-12 students Santa Clara

---

**83 in Sunnyvale  
School District (K-8)**



# Who is unhoused

HUD Annual Homelessness Assessment Report 2024

UCSF Benioff Homelessness and Housing Initiative,  
*Toward a New Understanding, The California  
Statewide Study of People Experiencing  
Homelessness*, June 2023

<https://homelessness.ucsf.edu/our-impact/studies/california-statewide-study-people-experiencing-homelessness>

8% children, 7% seniors

14% families

63% men, 34% women,  
3% trans/non-binary/other

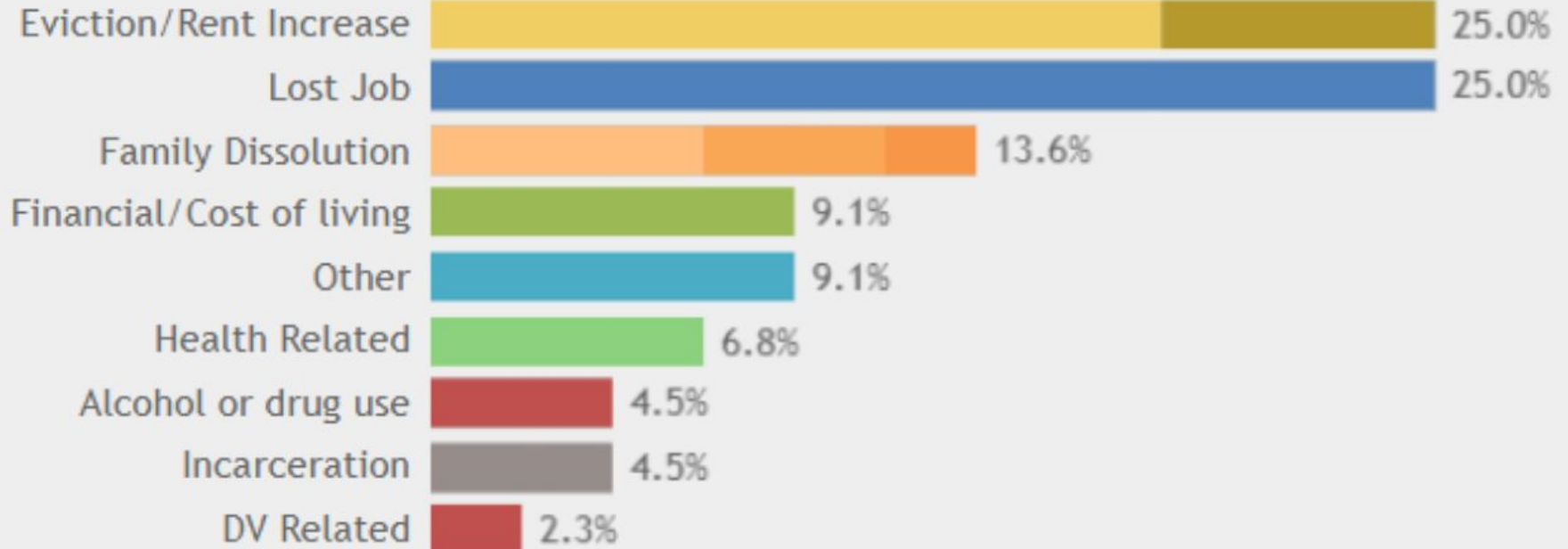
36% white, 37% latino/x, 22% black, 3%  
AAPI, 7% other

82% experience mental health issues

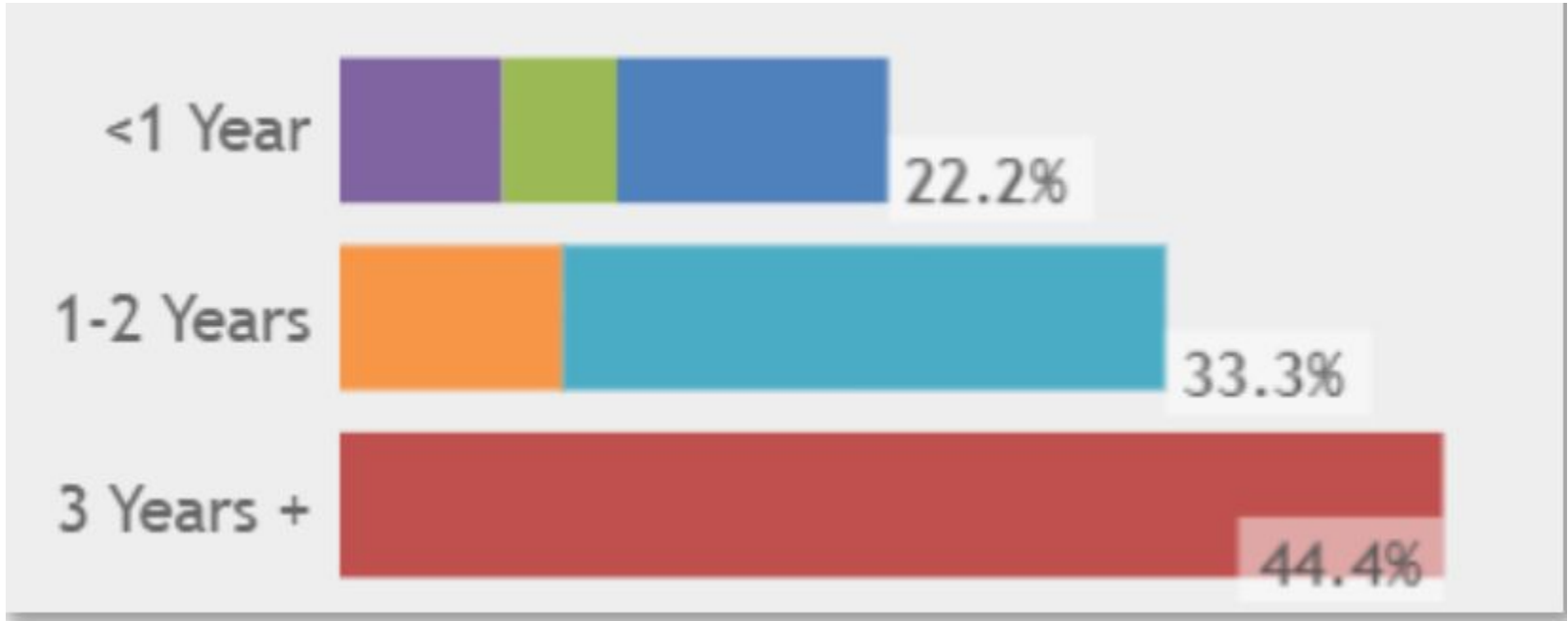
65% reported substance use

72% victim of physical/sexual violence

# What triggered the loss of housing



# How long are people unhoused



# Where do unhoused live in Sunnyvale?

58% - cars or RVs

22% - shelters (e.g. Hamlin  
Ct.)

19% - outdoors (tents, park  
benches, under bridges,  
along creeks, ...)

---

# Homelessness Response



Prevention

Stabilization

Housing  
Pathways

Reintegra-  
tion

## Prevention

Help households remain housed and prevent them from entering homelessness

## Santa Clara County Homeless Prevention System

Over 2,500 households served each year  
\$15,500 per family (Sunnyvale)

Only 5% enter homelessness after 1 yr.

SCS served 326 households last year (219 Sunnyvale)

3,858 households entered homelessness

## Sunnyvale Programs

Tenant protection ordinance

Project Sentinel - landlord mediation

## Stabilization

Ensure unhoused have safety, basic needs, and connection to services

## Non-profits

**SCS** - food distribution, other assistance - \$2.5M

**WeHope** - operates Sunnyvale's outreach and other programs

**Helping Hands Silicon Valley** - meal distribution, other services Saturdays at the library

**Community Seva** - provides 6,000+ meals each month in Santa Clara and Alameda County

**Our Daily Bread** - lunch MWF

## Stabilization

Ensure unhoused have safety, basic needs, and connection to services

## Sunnyvale Programs

**Dignity on Wheels** - mobile hygiene (restrooms, laundry showers), 2x week

**Street Outreach** - weekly case management

**Temporary Hotel Program** - 5 rooms

**Inclement Weather Program** - hotel

## County Programs

Outreach, Safe Parking, Emergency Shelters

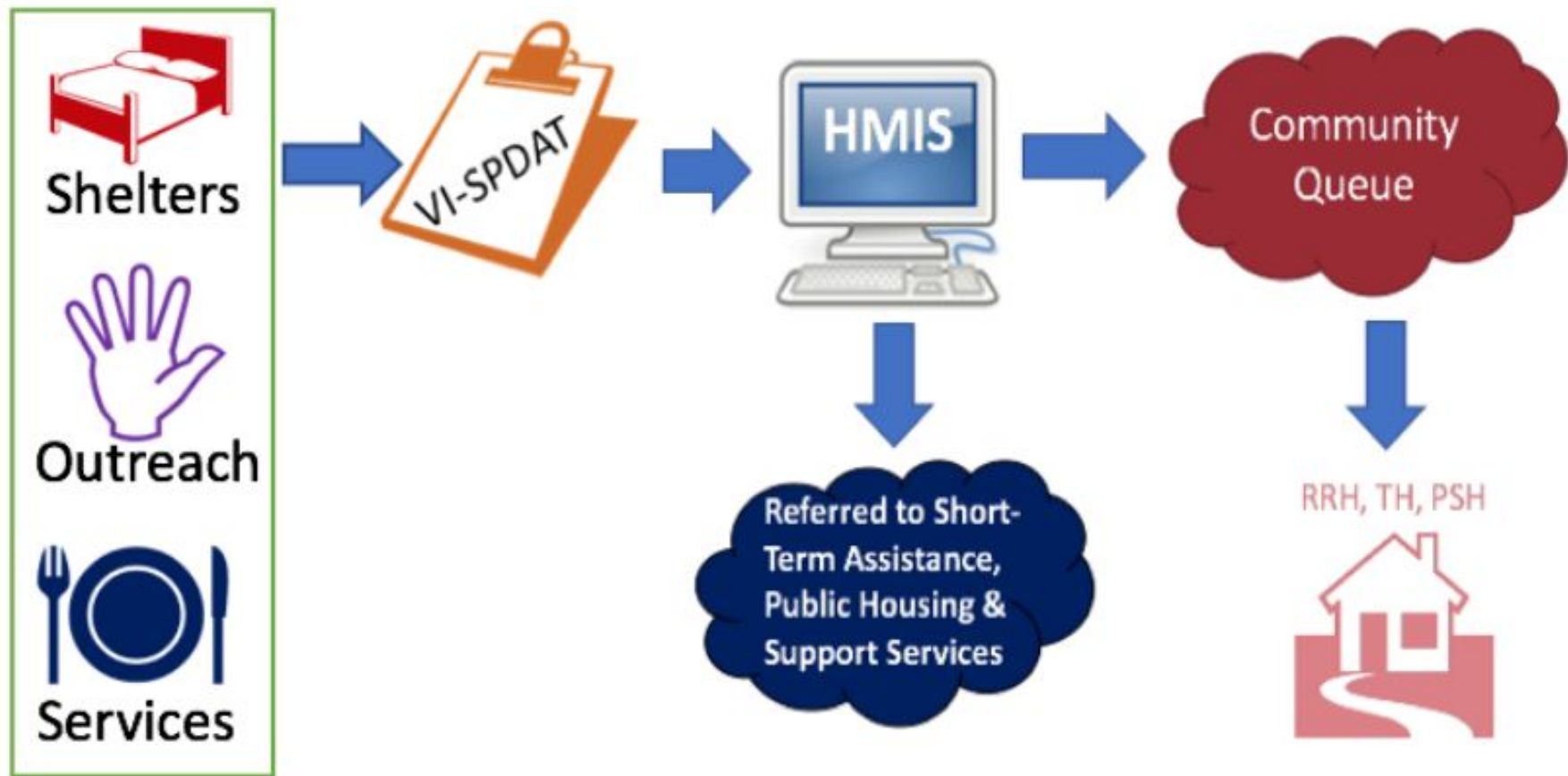
## Housing Pathways

Transition individuals from  
stabilization into  
permanent housing  
solutions

Tenant-Based Rental Assistance  
(TBRA) - Federal grant for rental  
subsidies and case management  
supporting 40 people

Santa Clara County Coordinated Entry  
System

## Access Points



Over 38,000 households completed an assessment from 2015-2023

16,300 referred to a housing program

County had 5,611 permanent supportive housing units in 2024 (1,126 in pipeline)

<https://api.sccgov.org/offagendaapi/api/getpdf?id=1145>

# Costs

Permanent Supportive Housing  
\$37,380/yr

Rapid Rehousing  
\$29,250/yr

<https://sunnyvaleca.legistar.com/View.ashx?M=F&ID=15372178&GUID=6086BF83-56E5-45E3-A1FE-0497FA5ABCF1>

## Reintegration

Ensure individuals remain  
successfully housed

Case management

Employment support

Childcare assistance

Financial literacy

Often provided by affordable housing  
providers (e.g. MidPen)

**How to get involved**

# Sunnyvale Safe Parking Program

City Council Meeting  
Tuesday, April 21, 7:00 PM  
Agenda item #2

<https://sunnyvale-ca-gov.zoom.us/j/96111580540>

# Sunnyvale Homelessness Strategy

Community Meetings, Focus Groups, Surveys

Final Feedback Opportunity: TBD



Synthesis and Final Draft Plan Development

Housing and Human Services Commission (June 26), City Council (July 28)

# County Homelessness Strategy

## 2025-2030 Community Plan Timeline



# County Homelessness Strategy

<https://osh.santaclaracounty.gov/santa-clara-county-community-plan-end-homelessness-convenings>

## North County Convening:

- **Date:** Thursday, April 30<sup>th</sup>, 6-8 pm
- **Location:** El Palo Alto Room at Mitchell Park Community Center, 3700 Middlefield Road, Palo Alto, 94303

# Local Organizations



**Livable  
Sunnyvale**

[agnesveith@livablesunnyvale.org](mailto:agnesveith@livablesunnyvale.org)

[chuckfraleigh@livablesunnyvale.org](mailto:chuckfraleigh@livablesunnyvale.org)



**Helping Hands  
Silicon Valley**

Volunteer  
Donate

<https://www.helpinghandssv.org/about-us/contact-us>

<https://www.helpinghandssv.org/donate>



**Sunnyvale  
Community  
Services**

Volunteer  
Donate

<https://svcommunityservices.org/volunteer/>

<https://svcommunityservices.org/donate/>